



The Stone Soup Leadership Institute's East Coast Program
Durfee High School's CTE Environmental Science & Tech Program

Student Performance Metrics

June 2022

Stone Soup Leadership Institute
www.stonesoupleadership.org
<https://sustainwdn.com/durfee-high-school-beta/>



**The Stone Soup Leadership Institute's
Performance Metrics - East Coast Program
Durfee High School's CTE Environmental Science & Tech Program
Student Summary 2022**

The Stone Soup Leadership Institute's Performance Metrics is designed to inform educators and schools about the progress their students make during our programs. The Performance Metrics measures skills that are needed for workforce development in the 21st Century: **Communication Skills, Teamwork, Conflict Resolution, Problem Solving, Adaptability, Empathy, Critical Thinking, Project Management Skills, Setting Goals, Motivation and Well-being.**

Program Overview

Throughout our six-month program, students connect with some of the real-life environmental and multicultural heroes who are featured in the book *Stone Soup for a Sustainable World - Life Changing Stories of Young Heroes*. Stories from the book were matched with the sustainability-oriented certificates at Bristol Community College to expand students' thinking about available sustainable careers in the city of Fall River and the Southcoast of Massachusetts. The CTE educator used the book's curriculum to engage students and heighten their learning with Language Arts and STEM activities. Students enjoyed watching short videos featuring the young heroes in the book - in some cases, along with guest appearances or with customized messages. The students were invited to envision their own futures with suggestions for ways to become involved in sustainable career pathways. This dynamic program gave the students opportunities to learn; to deepen their knowledge of and appreciation for sustainability; and to explore sustainable career pathways that they can pursue.

The students at **Durfee High School's CTE Environmental & Tech Program** showed great results - and promise. The Performance Metrics is the foundation of the Institute's initiatives. Students complete the form at the beginning and again at the completion of the program. This data helps us to assess the lessons they have learned during the program. It also helps the Institute to make adjustments and improvements in our approach based upon student feedback. The Institute's program was designed to expand students' experiences with real-life examples of how young people their age (or a little older) are creating sustainability programs in their communities. It is good to see students making these connections in both their written weekly worksheets and their Performance Metrics.

Performance Metrics Summary

- **Overall:** All of the youth reported showed improvement in all categories.
- **Adaptability, Motivation, Community Service** saw the most dramatic increases among all students.

Performance Metrics Analysis By Student

- **Katiushka (Kat):** Greatest increase in Communication (55%). “It was awesome to see Josue’s story about how he overcame adversity. It motivated my passion to pursue environmental law.”
- **Alexya:** Greatest improvement in Adaptability (40%)
- **Laniya:** Strong overall scores before and after the program, but ~~quoted~~ **expressed** a renewed interest to pursue an internship working at a greenhouse in Summer 2022
- **Jonah:** Greatest improvement in Community Service (55%)
- **Naziya:** Greatest improvement in Motivation and Self-Service (60%). “It was awesome to hear about people who pursued their passions and prioritized sustainability.”
- **Genesis:** Greatest improvement in Communication (37.5%)
- **Trista:** Greatest improvement in Communication and Community Service (25%)
- **Angelee Sok** reported the greatest growth: an average increase of 43.3%

Angelee highlighted her participation in our program as a motivating factor in her pursuit of her career pathway. “Listening to successful individuals quote their success as a result of their equal passion for the earth and their career was inspiring. This experience has helped me to learn how I can incorporate sustainable practices in my journey to own my own small business.”

The Institute’s Performance Metrics showed the students that their participation and discussion with young heroes helped to build their communication skills. The outcomes and reflections gave students the opportunity to share the importance of their community and the ways they would like to get involved to make it more sustainable. As **Gavin** says, “It is amazing to see what we can accomplish when we have a pathway and support.”

Performance Metrics Background

The Stone Soup Leadership Institute empowers youth and their communities on the front lines of climate change, social justice, and economic inequity to build a sustainable world. The Institute’s primary goal is **to listen**; listen to people from different communities who share their concerns and their experiences; and **to hear** their priorities. We find creative ways to **listen to young people** – since their voices are important to the future of any community. We listen for windows of opportunities where we might collaborate.

For over 25 years, the Institute has worked with youth and their communities from the inner cities of Boston, Baltimore, Cincinnati, Oakland, and Providence, R.I.; to the islands of Martha’s Vineyard, Hawaii, and Puerto Rico, and the British Virgin Islands; to developing countries in the Philippines and Sri Lanka. These initiatives have inspired young people to take action in their own lives and in their communities. Young people are trained to become local leaders, actively involved in envisioning innovative solutions and working with their communities to develop them.

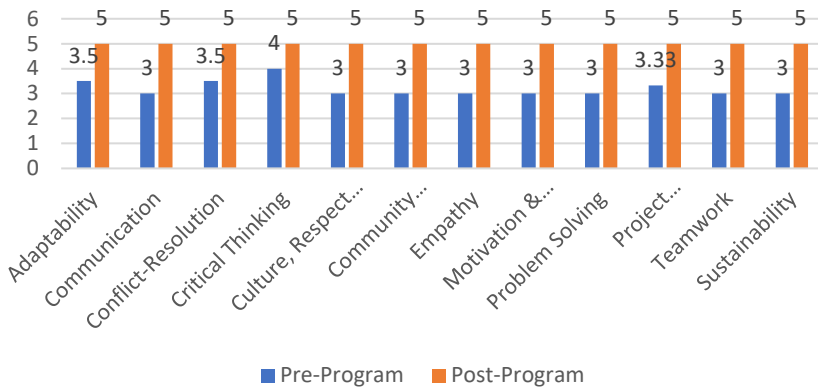
The Institute has witnessed the devastating impact of the economic divide in our country and in our world. Too often, the values we hold as a community affect how balanced or imbalanced our communities’ economies are, and eventually affect our collective future. Through its initiatives, the Institute hopes to encourage values that allow for **greater respect** for the environment in order to increase awareness of and support for sustainability. And more importantly, to protect the values that guide communities as they grow.

The **Performance Metrics** act as a compass, guiding the Institute's initiative by integrating community-oriented values and customizing its programs to address the community's needs. The Performance Metrics is a multifaceted tool that incorporates the values from the Institute's *Stone Soup for the World* book series. It focuses on **values** and provides a **structure** that encourages **self-reflection and growth**. The index is highly significant in portraying the **leadership characteristics** that the Institute hopes to inspire in youth. It is representative of the Institute's view that what we measure is **an indicator** of what we value. The Performance Metrics is an essential tool for our Professional Development Module, to enable educators to supplement their curriculum and lead students towards enhanced learning.

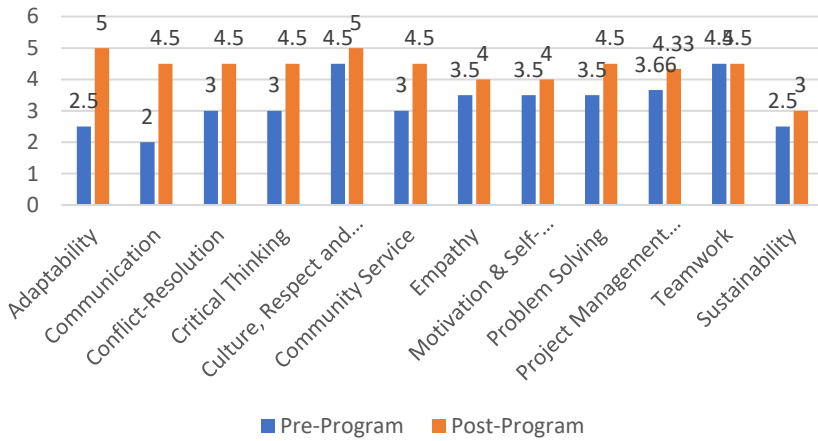
The Institute strives to fully engage students in their learning process. The Institute uses the **Socratic method**, to encourage youth to deepen their learning; expand their critical thinking skills; and become more engaged in sustainability and their community. The Performance Metrics provides a way for students and educators to gauge the extent to which they've learned and grown. It also helps educators to keep track of student changes and progress, allowing them to take note of both weaknesses and strengths in order to best encourage **growth**.

The Institute first used the Performance Metrics in 2015 in conjunction with the BETA program on Martha's Vineyard. It takes the form of a simple survey as a way to self-report growth. It has proven to be impactful, allowing the Institute's team to gather data on young people's growth while inspiring their self-reflection. For the last seven years, the Performance Metrics has been woven into the design of all of the Institute's year-long leadership initiatives.

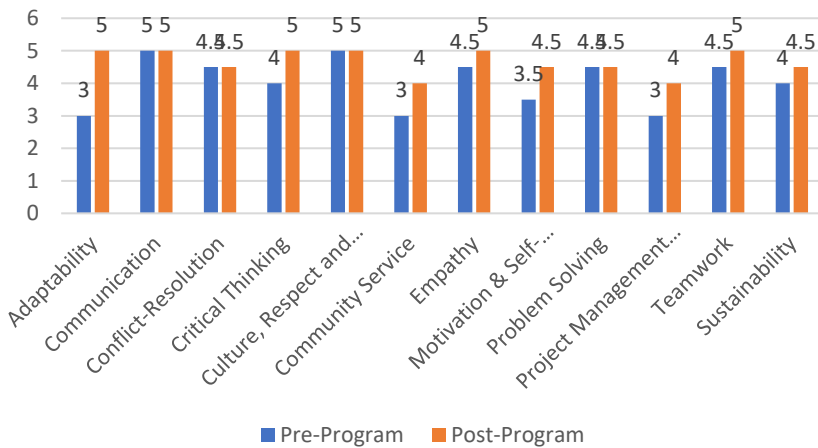
Angelee Sok • Performance Metrics



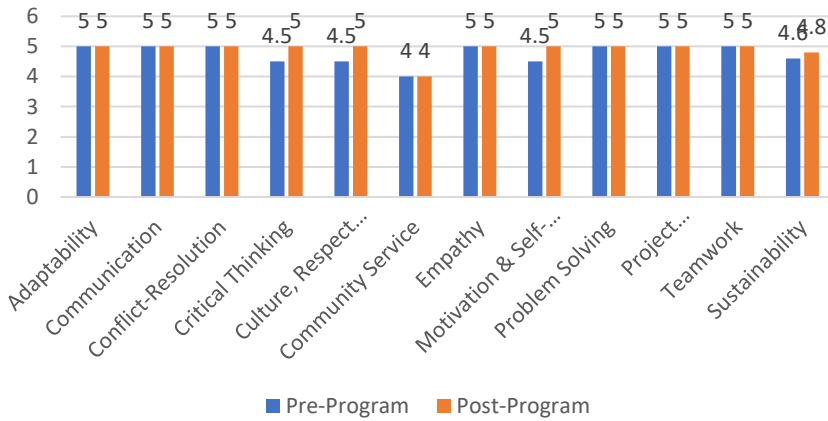
Katiushka Performance Metrics



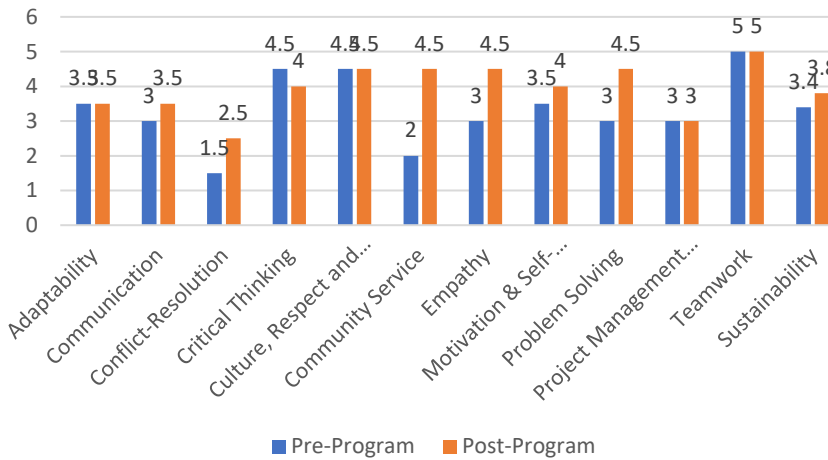
Alexya Mayo Performance Metrics



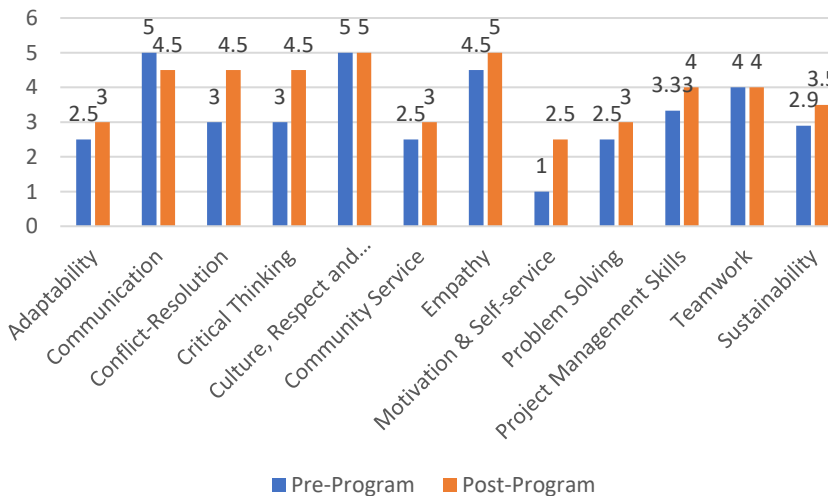
Laniya Comas Performance Metrics



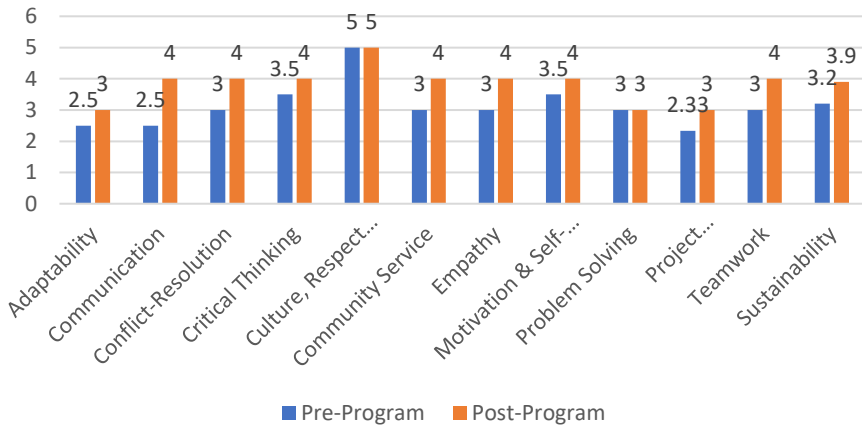
Jonah Grajales Performance Metrics



Naziya Taillon Performance Metrics



Genesis Rodriguez Performance Metrics



Trista Gianconetti Performance Metrics

